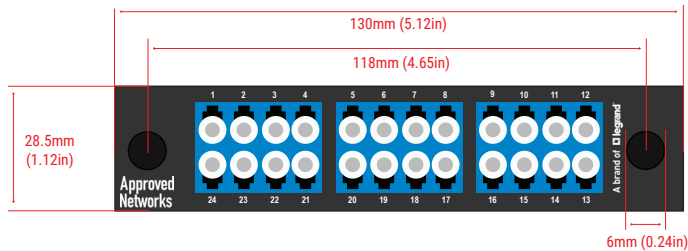
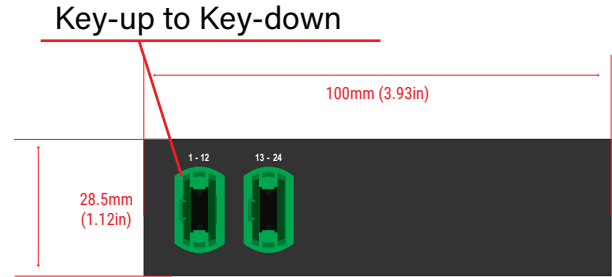


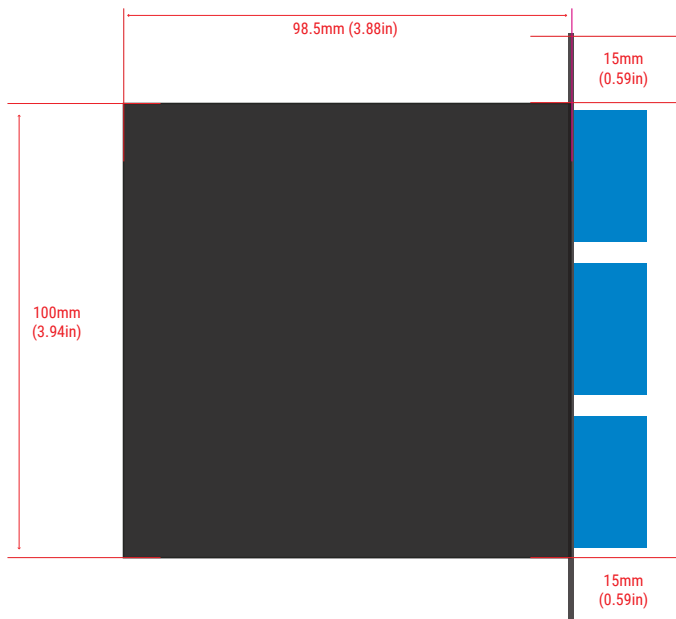
### 1. Module Diagrams



Front View



Rear View



#### Notes:

- MPO A: 1-12, LC:1-12; MPO B:1-12, LC: 13-24, Polarity A
- MPO adapter: Key up to Key down
- SM MPO cable: 2\*12F MPO/APC(M)-LC/UPC  
MPO/APC connectors: IL≤0.7dB, RL≥55dB  
LC/UPC connectors: IL≤0.3dB,RL≥dB  
Whole module IL ≤1.05dB4.
- Operating Temperature:-40 to 85°C

### 2. Internal Fiber Connection

INTERNAL FIBER CONNECTION		
MPO REAR PANEL		LC PORT
MPO PORT	MPO POS	LC POS
1-12	1	1
	2	2
	3	3
	4	4
	5	5
	6	6
	7	7
	8	8
	9	9
	10	10
	11	11
	12	12
13-24	1	13
	2	14
	3	15
	4	16
	5	17
	6	18
	7	19
	8	20
	9	21
	10	22
	11	23
	12	24

### 3. Ordering Information

Root SKU	Part Number	Description
LGX-2MPO12A24-LCDS	LGX-2MPO12A24-LCDS	LGX 2 x 12 Fiber MPO to LC Duplex Single-mode Type A Cassette, SMF, Polarity: A, Front: (24) LC/UPC, Back: (2) MPO Male Adapter

### 6. Contact Information

Tel: 800.590.9535

Web: <http://www.approvednetworks.com>